

Local Government Financing for Basic Education and Application to Disability-Inclusive Education

Henry Grageda (hgrageda@usaid.gov)

Project Management Specialist

U.S. Agency for International Development



Photo credit: Morakod1977/shutterstock

**27 APR 2023
13.30-14.45 (UTC+7)**

Drivers of public financing for basic education

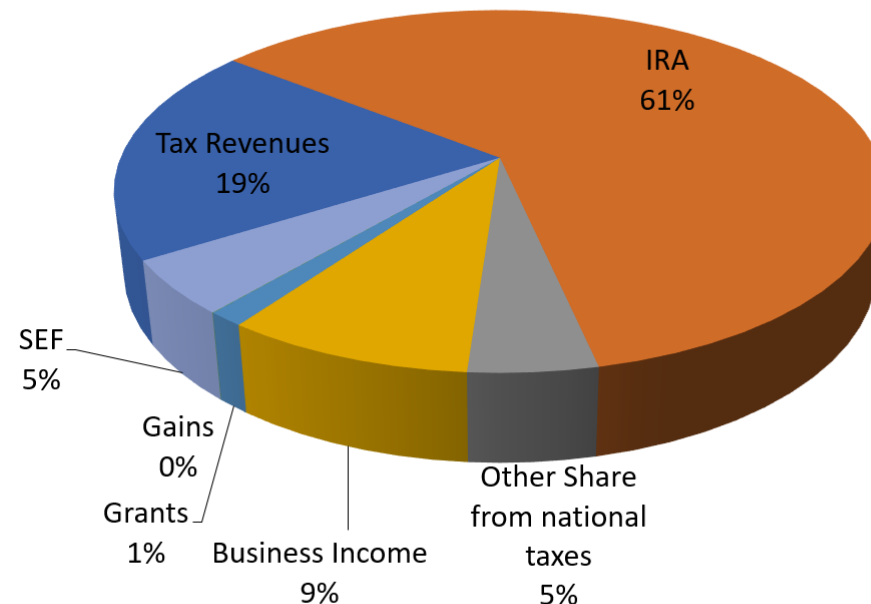
- School Age-Pop.: 32.8 Million (30% of HH pop.)
- Enrollment, Public Schools: 22.9 Million (Private: 3.2 Mn)
- Schools, Public: 47,612 (Private: 12,861)
- Classroom-Student ratio: 1:43
- Public School Teachers: 876,842, of which:
 - Teachers: 808,571
 - Master Teachers: 59,972
 - Special Education (SPED) Teachers: 4,882



27 APR 2023
13.30-14.45 (UTC+7)

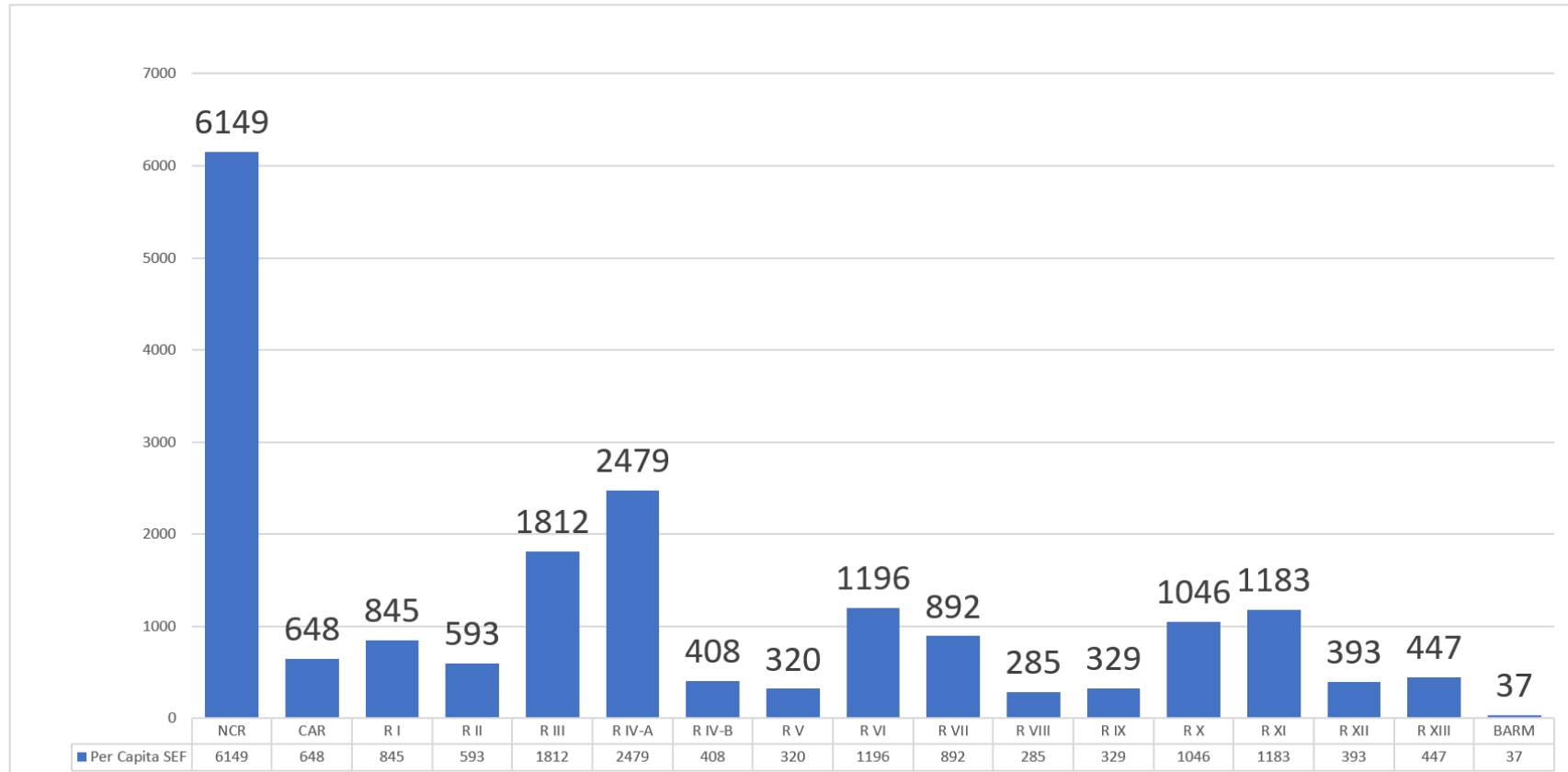
The Special Education Fund (SEF)

- A Local Government Unit (LGU) fund earmarked for education
- Collected with the Real Property Tax
- Total collection, all LGUs (2018): P 32.98 Billion
- ~5% of total LGU income\
- Administered by the Local School Board (LSB)



27 APR 2023
13.30-14.45 (UTC+7)

SEF per capita (student), by region, in Pesos



27 APR 2023
13.30-14.45 (UTC+7)

National (Dept. of Education) MOOE per capita (student), in Pesos

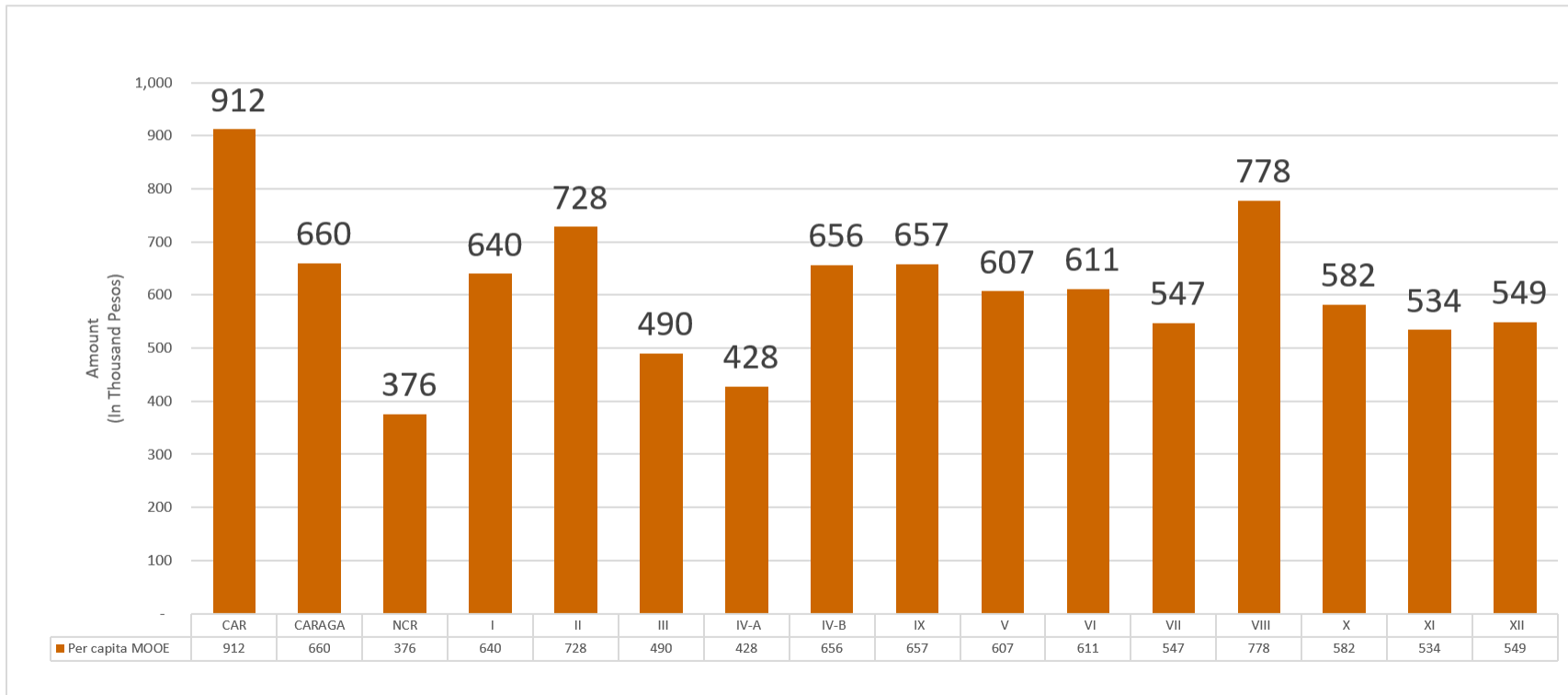
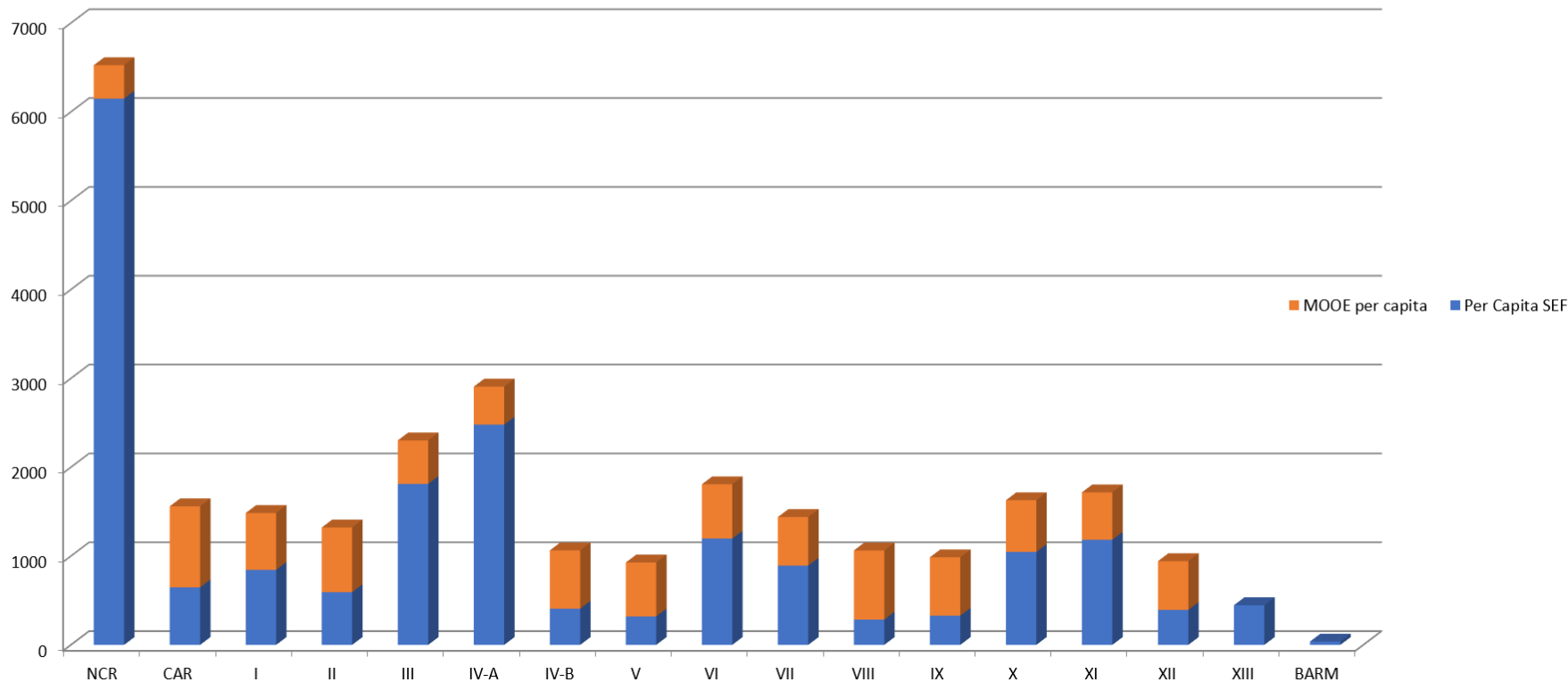


Photo credit: Morakod1977/shutterstock

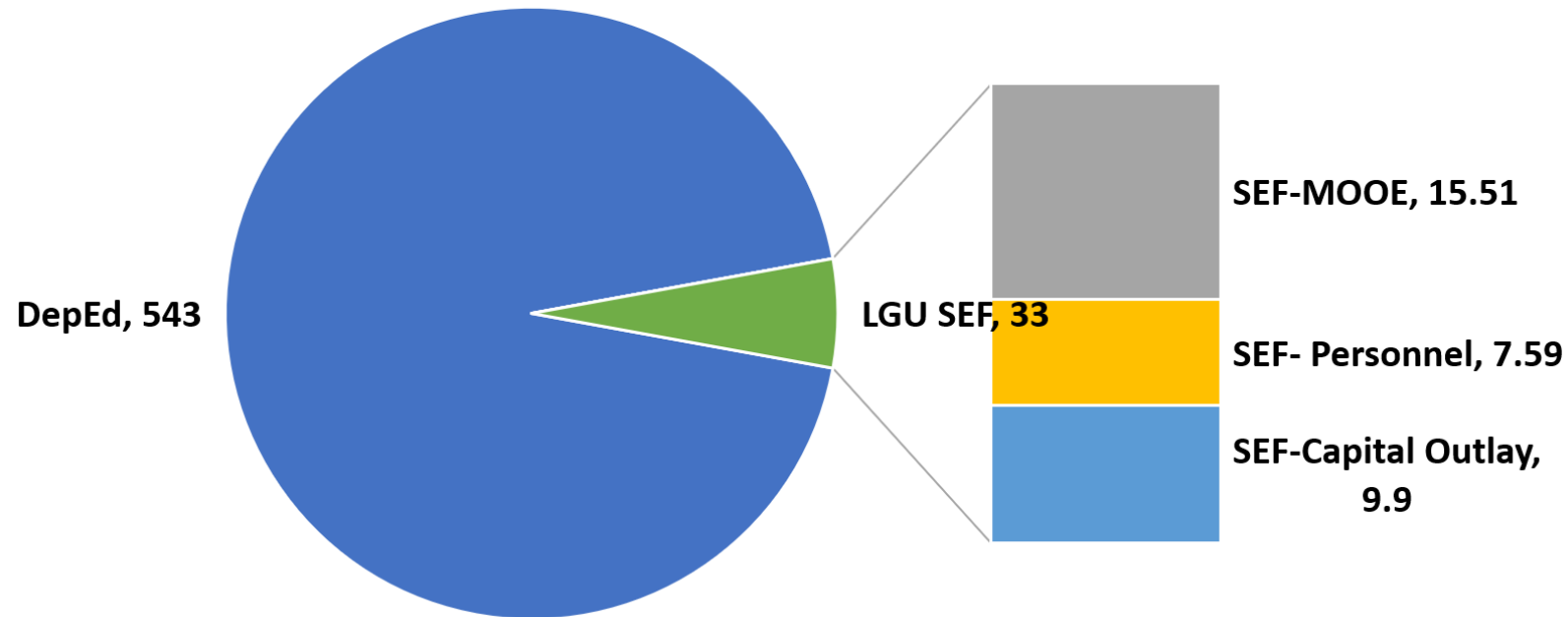
27 APR 2023
13.30-14.45 (UTC+7)

Per capita allotment, sum of DepEd MOOE and SEF



27 APR 2023
13.30-14.45 (UTC+7)

Public financing for basic education,
2018/2019, in Billion Pesos



27 APR 2023
13.30-14.45 (UTC+7)

SEF MOOE – sub-allotment

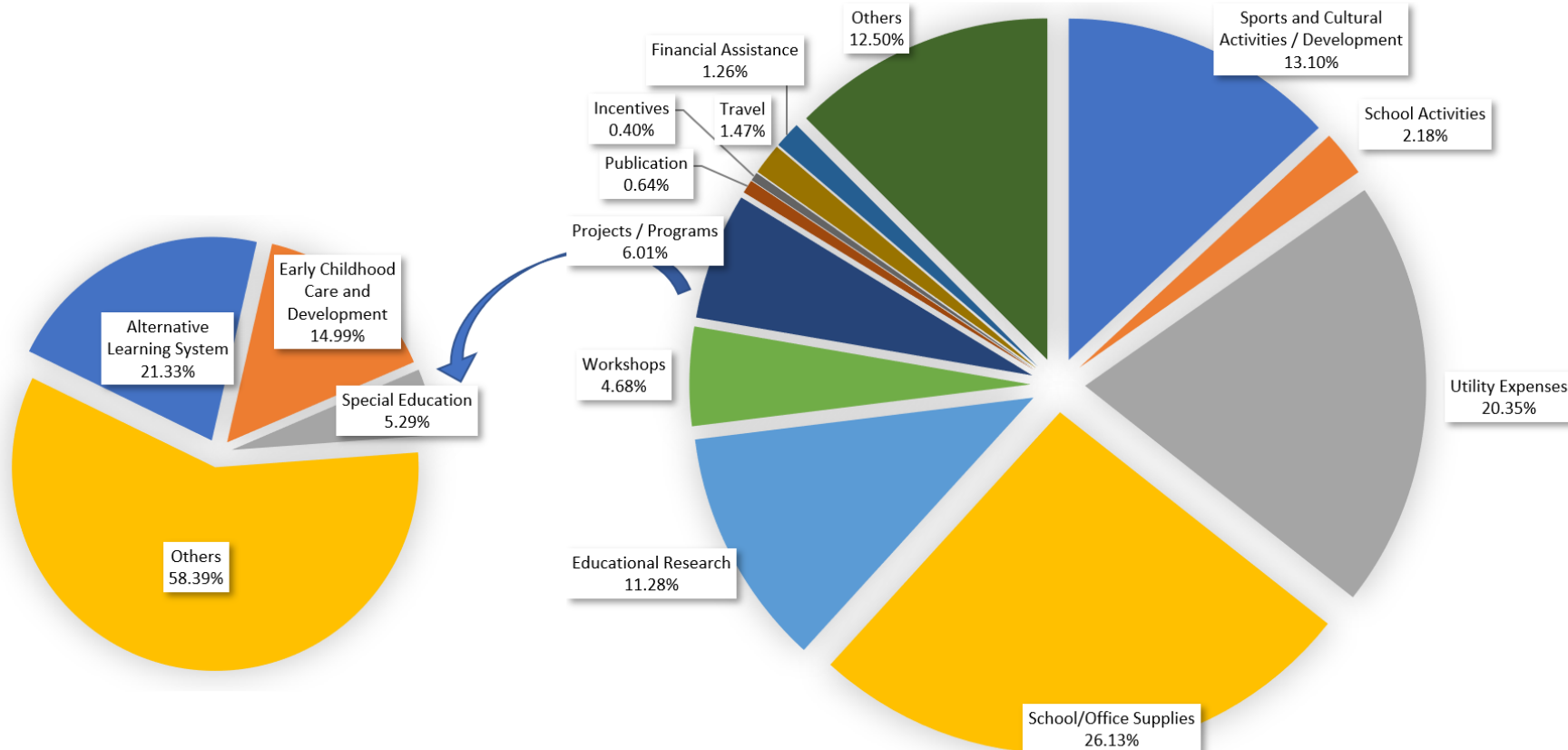


Photo credit: Morakod1977/shutterstock

27 APR 2023
13.30-14.45 (UTC+7)

General Fund supplement to the SEF

LGU	SEF collection, in million pesos	Education Financing from the General Fund, in million pesos	Ratio of Education financing from the General Fund to SEF
Del Carmen, Surigao	0.822	8.24	10.02
San Gabriel, La Union	0.832	7.21	8.67
Omar, Sulu	0.09	0.67	7.59
Dalaguete, Cebu	1.2	4.8	3.99
Mangudadatu, Maguindanao	0.300	1.0	3.33
Kayapa, Nueva Vizcaya	0.337	0.570	1.69
Tuba, Benguet	7.04	11.074	1.57
Alimodian, Iloilo	1.7	2.55	1.5
Al Barka, Basilan	0.500	0.700	1.4
Agoo, La Union	7.15	9.8	1.38
Bacnotan, La Union	1.99	2.46	1.24
Cabagan, Isabela	1.98	2.46	1.24
Solano, Nueva Vizcaya	10.72	12.99	1.25
Parang, Maguindanao	1.09	1.43	1.31
Datu Paglas, Maguindanao	0.257	0.285	1.11
Maluso, Basilan	0.66	0.72	1.08



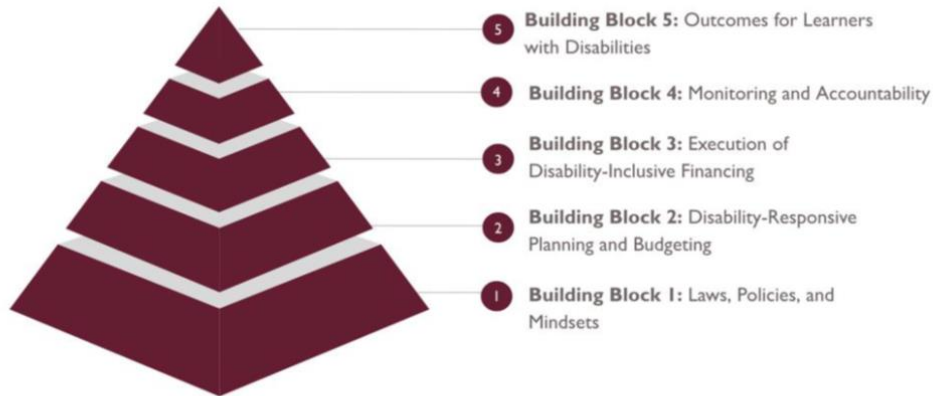
Photo credit: Morakod1977/shutterstock

27 APR 2023
13.30-14.45 (UTC+7)

Budgeting and Financing Mechanisms for Increased Equity in Education

“The Philippines has yet to integrate equity-based financing mechanisms to ensure the distribution of education resources that support inclusion.”

- Kerr, Kimberley and Zuzanna Kurzawa, Financing Disability-Inclusive Education. United States Agency for International Development, Center for Education, 2022



27 APR 2023
13.30-14.45 (UTC+7)

2022 law (R.A. 11650) mandates education inclusion and services for children with disabilities

To date, no implementing rules and regulations have been issued

- “Child –find” – early identification of disabilities among children
- Inclusive Learning Resource Centers - facilities and equipment
- Special needs teachers and supervisors
- Modest allocations included in DepEd budget for 2023



27 APR 2023
13.30-14.45 (UTC+7)

Batangas Province: Local ordinance

- Adopts the “Gabay” program piloted by USAID:
 - Screening and identification of children with disabilities
 - Referral to medical and special education centers
 - Establishment of Inclusive Education Resource Centers
- Tasks the Local School Board to allocate an annual budget from the SEF to educate children with disabilities



27 APR 2023
13.30-14.45 (UTC+7)